

■ Barras Anti-pânico /  
Panic exit devices /  
Dispositivos antipánico.





# ICONOGRAFIA - CARACTERÍSTICAS TÉCNICAS / ICONOGRAPHY - TECHNICAL DATA / ICONOGRAFÍA - CARACTERÍSTICAS TÉCNICAS



**Fechadura para porta anti-pânico/**  
Lock for antipanic door /  
Cerradura para puerta antipánico.



**Marcação CE /**  
CE Marking /  
Marcado CE.



**Certificadas segundo a Norma Europeia /**  
Certified Accordingly to the European Norm /  
Certificadas segundo la Norma Europea.



**Entidade certificadora/**  
Certifying Entity /  
Entidade Certificadora.



**Utilização para sistemas Corta Fogo/**  
Use for fire proof systems /  
Uso para sistemas corta fuego.



**Número de chaves por cilindro/**  
Number of keys by cylinder /  
Numero de llaves.



**Permite planos de mestragem/**  
Allows plans of master key system /  
Capacidad de criar planos de amaestramiento.



**Trinco lateral /**  
Lateral latch /  
Picaporte lateral.





**Aplicável com fechadura de embutir /**  
Applicable with mortice lock /  
Aplicable con cerradura de embutir.



**Barra horizontal /**  
Horizontal panic device /  
Barra horizontal.



**Barra horizontal com fecho vertical /**  
Horizontal panic device with upper and lower latch /  
Barra horizontal con cierra vertical.



**Barra Anti-Pânico reversível /**  
Antipanic Reversible Lock /  
Cerradura Antipánico reversible.



**Puxador rotativo no exterior /**  
Lever handle from outside  
Manilla por el exterior.



**Sem funcionamento pelo exterior /**  
Without Access from outside /  
Sin funcionamiento por el exterior.



**Puxador Fixo no exterior /**  
Fixed Knob from outside  
Pomo Fijo por el exterior.



**Por chave pelo exterior /**  
With key from outside /  
Por llave por el exterior.



# BARRAS ANTI-PÂNICO / PANIC EXIT DEVICES / DISPOSITIVOS ANTIPÁNICO.

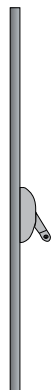
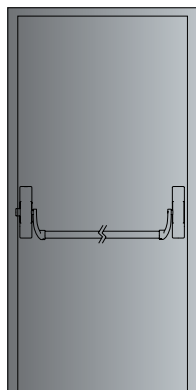
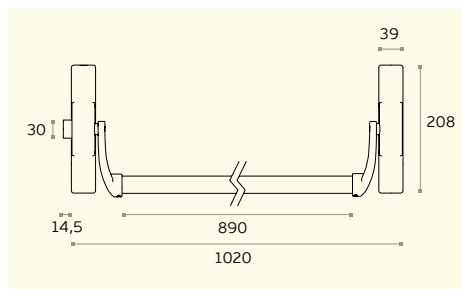
## IN.20.910

Barra Anti-Pânico Reversível para porta  
de 1 Folha. Fecho através de Trinco Lateral.  
Sem funcionamento através do exterior /

Antipanic Reversible Lock for Single Doors.  
Closing System through a Side Latch.  
Without Access from External Side /

Cerradura Antipánico Reversible para Puertas  
de 1 Hoja. Cierre por Picaporte Basculante  
Lateral. Sin Funcionamiento por el Exterior /

**Material: EN 1.4301**  
Satinado / Satin / Satin



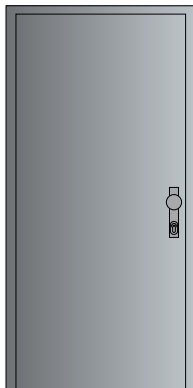
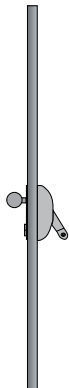
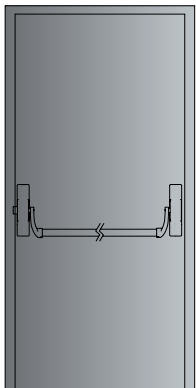
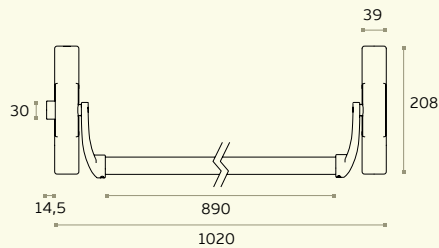
## IN.20.911

**Barra Anti-Pânico Reversível para porta de 1 Folha. Fecho através de Trinco Lateral. Abertura por chave através do exterior. Puxador Fixo com placa e cilindro incluídos /**

Antipanic Reversible Lock for Single Doors. Closing System trough a Side Latch. Opening by key from the outside. Fixed Knob with plate and cylinder included /

Cerradura Antipánico Reversible para Puertas de 1 Hoja. Cierre por Picaporte Basculante Lateral. Apertura por llave por el exterior. Pomo Fijo, placa y bombillo incluidos /

**Material: EN 1.4301**  
Satinado / Satin / Satin



# BARRAS ANTI-PÂNICO / PANIC EXIT DEVICES / DISPOSITIVOS ANTIPÁNICO.

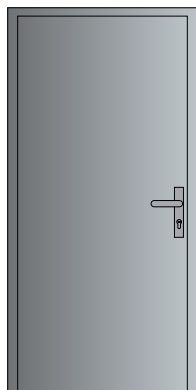
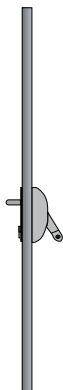
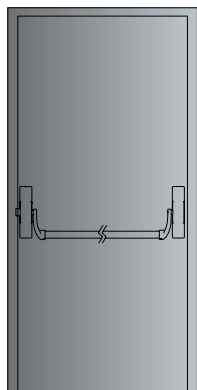
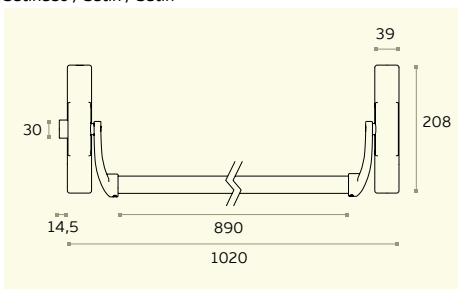
## IN.20.912

Barra Anti-Pânico Reversível para porta  
de 1 Folha. Fecho através de Trinco Lateral.  
Abertura chave através do exterior. Puxador  
Rotativo com placa e cilindro incluídos /

Antipanic Reversible Lock for Single Doors.  
Closing System trough a Side Latch.  
Opening by key from the outside. Lever handle  
with plate and cylinder included /

Cerradura Antipánico Reversible para Puertas  
de 1 Hoja. Cierre por Picaporte Basculante  
Lateral. Apertura por llave por el exterior.  
Manilla, placa y bombillo incluidos.

**Material: EN 1.4301**  
Satinado / Satin / Satin




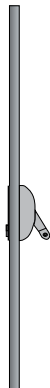
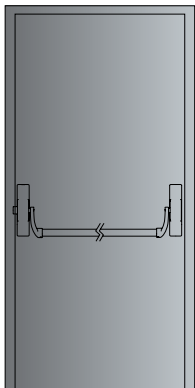
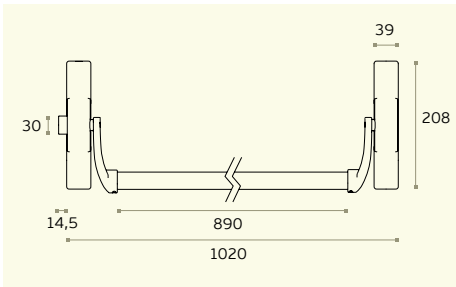
## IN.20.913

**Barra Anti-Pánico Reversível para porta de 1 Folha. Fecho através de Trinco Lateral. Abertura por chave através do exterior. Placa e cilindro incluídos /**

Antipanic Reversible Lock for Single Doors. Closing System trough a Side Latch. Opening by key from the outside. Plate and cylinder included /

Cerradura Antipânico Reversible para Puertas de 1 Hoja. Cierre por Picaporte Basculante Lateral. Apertura por llave por el exterior. Placa y bombillo inclusos /

**Material: EN 1.4301**  
Satinado / Satin / Satin



# BARRAS ANTI-PÂNICO / PANIC EXIT DEVICES / DISPOSITIVOS ANTIPÁNICO.

## IN.20.970

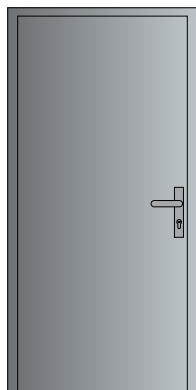
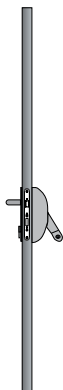
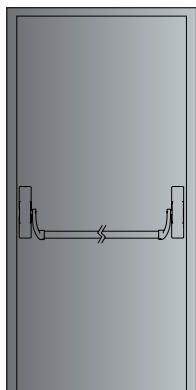
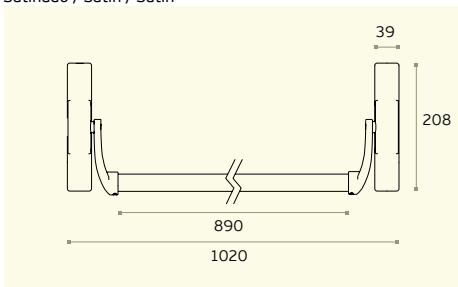
Barra Anti-Pânico Reversível para porta de 1 Folha. Sem trinco lateral. Aplicável com fechadura de embutir (IN.20.960). Abertura por chave através do exterior. Puxador Rotativo com placa e cilindro não incluídos /

Reversible antipanic door Lock for Single Doors. Without side latch. Applicable with mortice lock (IN.20.960). Opening by key from the outside. Lever handle with plate and cylinder not included /

Cerradura Antipánico Reversible para Puertas de 1 Hoja. Sin Picaporte basculante. Aplicable con cerradura de embutir (IN.20.960). Apertura por llave por el exterior. Manilla, placa y bombillo no incluidos.

**Material: EN 1.4301**

Satinado / Satin / Satin





## Accessories for Anti-Panic Bars

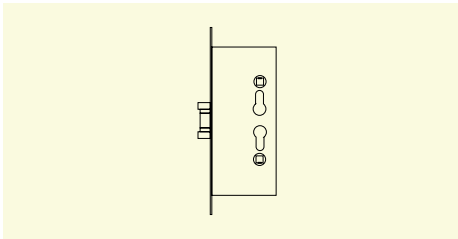
Panic exit devices Accessories / Accesorios para Dispositivos antipánico.

### IN.20.960

Reversible fireproof door lock with interrupted sprindle with anti-panic function /

Fire proof door lock with adjustable latch and interrupted sprindle with antipanic function./

Cerradura reversible y corta fuego con cuadradillo interrumpido con función antipánico /



### IN.08.CP

Interrupted zinc plated sprindle 8x8mm at the ends and 9x9mm in the middle for anti-panic locks /

Interrupted zinc plated sprindle 8x8mm, in the end and 9x9mm, in the middle to use in antipanic locks. /

Cuadradillo interrumpido de acero zincado 8x8mm en los topes y 9x9mm, no mediano para aplicar en cerraduras anti-panico.

### IN.08.QIFAP.8

Interrupted zinc plated sprindle 8x8mm for anti-panic locks /

Interrupted zinc plated sprindle 8x8mm, to use in antipanic locks. /

Cuadradillo interrumpido de acero zincado 8x8mm para aplicar en cerraduras anti-panico.

### IN.08.QIFAP.9

Interrupted zinc plated sprindle 9x9mm for anti-panic locks /

Interrupted zinc plated sprindle 9x9mm, to use in antipanic locks. /

Cuadradillo interrumpido de acero zincado 9x9mm para aplicar en cerraduras anti-panico.



### IN.20.962

Vertical rods for upper doors from 2210mm to 3140mm. Applicable with IN.20.930/932.

X: Discriminate by size /

Vertical rods for doors higher than 2210 mm. until 3140mm. Applicable with IN.20.930/932.

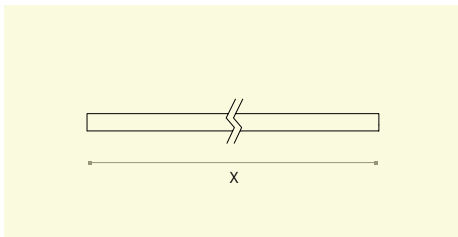
X: Order the necessary dimension/

Fallebas para puertas superiores a 2210 mm hasta 3140mm. Aplicable con IN.20.930/932.

X: Orden la dimensión necesaria.

**Material: EN 1.4301**

Satinado / Satin / Satin



### IN.20.961

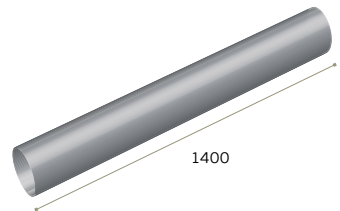
Oval shaped horizontal bar with 1400mm /

Oval shaped horizontal bar with 1400mm. /

Barra horizontal ovalada con 1400mm /

**Material: EN 1.4301**

Satinado / Satin / Satin



## Acessórios para Barras Anti-pânico

Panic exit devices Accessories / Accesorios para Dispositivos antipánico.

### IN.19.523.10/30

Meio cilindro para aplicar com fechadura  
IN.20.960/950 . Chave standard /  
Half cylinder to install with lock IN.20.960/950.  
Standard key /  
Mediano bombillo para aplicar con cerradura  
IN.20.960/950. llave standard /



### IN.19.524.10/40

Meio cilindro para aplicar com fechadura  
IN.20.960/950 . Chave de segurança /  
Half cylinder to install with lock IN.20.960/950.  
Security key /  
Mediano bombillo para aplicar con cerradura  
IN.20.960/950. llave de seguridad /



### IN.19.DPS.11/31

Meio cilindro para aplicar com placa  
IN.20.960/950 . /  
Half cylinder to install with plate IN.20.960/950. /  
Mediano bombillo para aplicar con placa  
IN.20.960/950.



### IN.19.3KS.11/31

Meio cilindro para aplicar com placa  
IN.20.960/950 . /  
Half cylinder to install with plate IN.20.960/950. /  
Mediano bombillo para aplicar con placa  
IN.20.960/950.



## Accessories for Anti-panic Bars

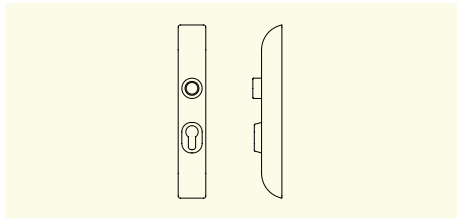
Panic exit devices Accessories / Accesorios para Dispositivos antipánico.

### IN.20.950

Plate for reversible anti-panic door lock  
IN.20.910/930. Funcionamento pelo exterior  
através de cilindro europeu, com possibilidade de  
mestragem. /

Plate for reversible antipanic door lock IN.20.910/930.  
Access from outside with European Cylinder. Available  
master key. /

Placa para cerradura antipânico reversível  
IN.20.910/930. Funcionamento por el exterior con  
bombillo Europeo. Posible amaestramientos. /



**Puxador e cilindro não incluído** / Lever handle and  
cylinder not included / Manilla y bombillo no incluido.

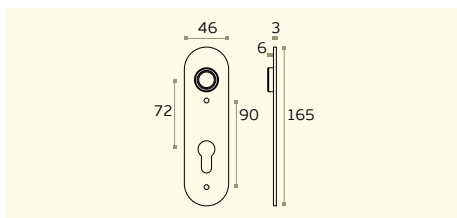


### IN.03.950.PZ.S

Plate without interior spring, with security washer.  
Para aplicar com fechadura IN.20.960.  
Cilindro não incluído. /

Plate without interior spring, with security washer.  
Applicable with mortice lock IN.20.960.  
Cylinder not included. /

Placa sin resorte interior, con arandella de seguridad.  
Aplicable con cerradura de embutir IN.20.960.  
Bombillo no incluido. /





■  
Acessórios para Barras Anti-pânico  
Panic exit devices Accessories /  
Accesorios para Dispositivos antipánico/



■  
Barras Anti-pánico /  
Panic exit devices /  
Dispositivos antipánico.



# BARRAS ANTI-PÂNICO / PANIC EXIT DEVICES / DISPOSITIVOS ANTIPÁNICO.

## IN.20.930

Barra Anti-Pânico para porta de 2 Folhas.

Instalação na Folha Passiva.

Fecho através de Trinco Superior e Inferior.

Deve ser instalada conjuntamente com as Barras Ref. IN.20.910/911/912/913/970.

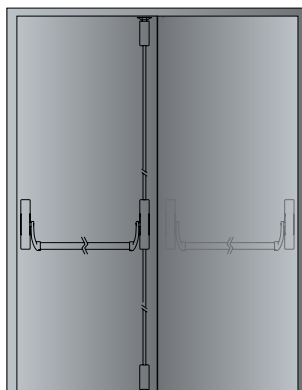
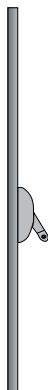
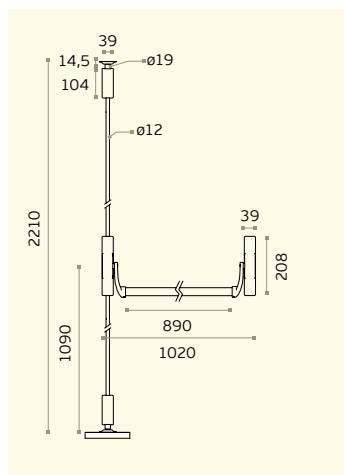
Funcionamentos possíveis através do exterior são determinados pela Fechadura da Folha Activa /

Antipanic Lock for Double Doors. Installation at the Secondary Door. Closing System trough Top and Down Bolts. This lock must be installed with the Lock Ref. IN.20.910/911/912/913/970. The External function will be determined for the Main Door Function. /

Cerradura Antipánico para Puertas de 2 Hojas. Cierre por Picaporte Alto y Bajo. Cerradura para la Puerta Passiva. Esta cerradura se debe instalar con la cerradura Ref. IN.20.910/911/912/913/970. El funcionamiento exterior es determinado por la Cerradura de la Puerta Activa /

**Material: EN 1.4301**

Satinado / Satin / Satin



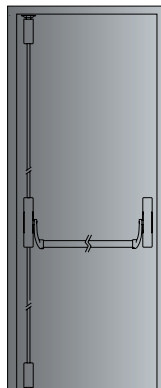
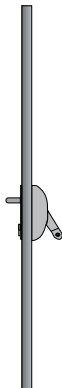
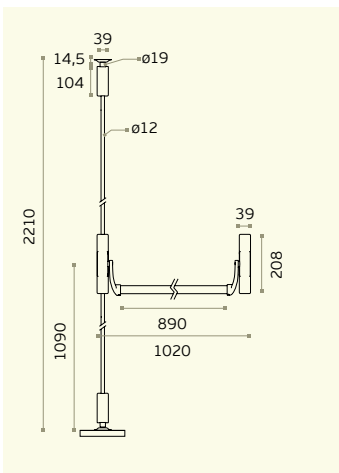

## IN.20.932

**Barra Anti-Pânico Reversível.  
 Fecho através de Trinco Superior e Inferior.  
 Abertura por chave ou puxador através  
 do exterior. Puxador com placa e cilindro  
 incluídos /**

Antipanic Reversible Lock. Closing System trough  
 upper and lower Latch. Opening by key and lever  
 handle from the outside. Lever handle with plate  
 and cylinder included /

Cerradura Antipânico Reversible. Cierre por  
 Picaporte superior y inferior. Apertura por llave y  
 manilla por el exterior. Manilla, placa y bombillo  
 incluidos.

**Material: EN 1.4301**  
 Satinado / Satin / Satin



---

**BARRAS ANTI-PÂNICO PARA PORTAS DE VIDRO /**  
PANIC EXIT DEVICES FOR GLASS DOORS /  
DISPOSITIVOS ANTIPÂNICO PARA PUERTAS DE CRISTAL.

---







# BARRAS ANTI-PÂNICO PARA PORTAS DE VIDRO / PANIC EXIT DEVICES FOR GLASS DOORS / DISPOSITIVOS ANTIPÁNICO PARA PUERTAS DE CRISTAL.


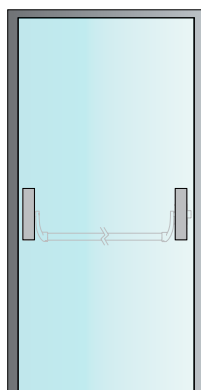
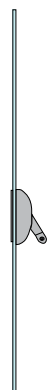
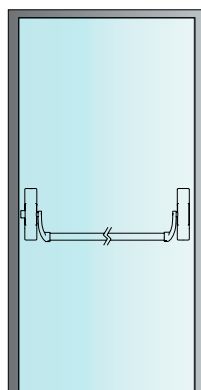

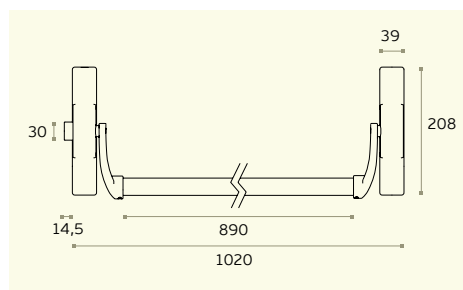
## IN.20.910.KBA

Barra Anti-Pânico Reversível para porta de  
1 Folha. Fecho através de Trinco Lateral.  
Sem funcionamento através do exterior /

Antipanic Reversible Lock for Single Doors.  
Closing System through a Side Latch.  
Without Access from External Side /

Cerradura Antipánico Reversible para Puertas  
de 1 Hoja. Cierre por Picaporte Basculante  
Lateral. Sin Funcionamiento por el Exterior /

**Material: EN 1.4301**  
Satinado / Satin / Satin



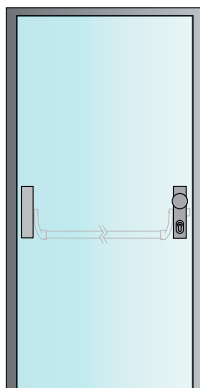
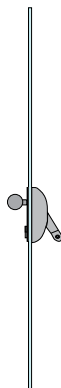
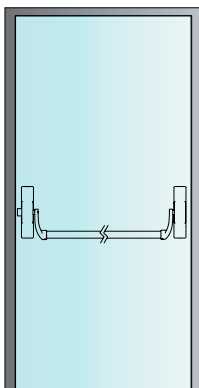
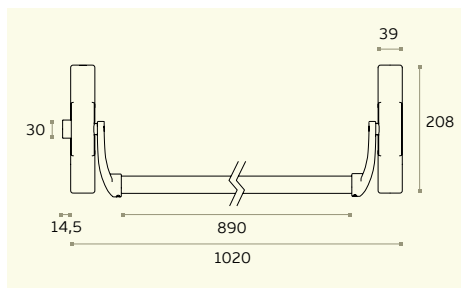
## IN.20.911.KBD

**Barra Anti-Pânico Reversível para porta de 1 Hoja. Fecho através de Trinco Lateral. Abertura por chave através do exterior. Puxador Fixo com placa e cilindro incluídos /**

Antipanic Reversible Lock for Single Doors. Closing System through a Side Latch. Opening by key from the outside. Fixed Knob with plate and cylinder included /

Cerradura Antipánico Reversible para Puertas de 1 Hoja. Cierre por Picaporte Basculante Lateral. Apertura por llave por el exterior. Pomo Fijo, placa y bombillo incluidos /

Material: EN 1.4301  
Satinado / Satin / Satin



**Com cilindro Europeu EVVA de alta segurança do lado exterior. Possibilidade de mestragens /**

With high Security European key cylinder EVVA outside. Available master key /

Con bombillo Europeo de alta de Seguridad EVVA por lado exterior. Posible amaestramientos /

# BARRAS ANTI-PÂNICO PARA PORTAS DE VIDRO / PANIC EXIT DEVICES FOR GLASS DOORS / DISPOSITIVOS ANTIPÁNICO PARA PUERTAS DE CRISTAL.

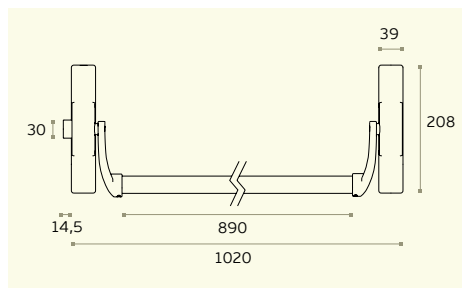
## IN.20.912.KBC

Barra Anti-Pânico Reversível para porta  
de 1 Folha. Fecho através de Trinco Lateral.  
Abertura por chave através do exterior.  
Puxador Rotativo com placa e cilindro incluídos /

Antipanic Reversible Lock for Single Doors.  
Closing System trough a Side Latch.  
Opening by key from the outside. Lever handle with  
plate and cylinder included /

Cerradura Antipánico Reversible para Puertas  
de 1 Hoja. Cierre por Picaporte Basculante Lateral.  
Apertura por llave por el exterior. Manilla, placa y  
bombillo inclusos.

**Material: EN 1.4301**  
Satinado / Satin / Satin



Com cilindro Europeu EVVA de alta  
segurança do lado exterior.  
Possibilidade de mestragens /

With high Security European cylinder EVVA  
outside. Available master key /

Con bombillo Europeo de alta de Seguridad  
EVVA por lado exterior.  
Posible amaestramientos /

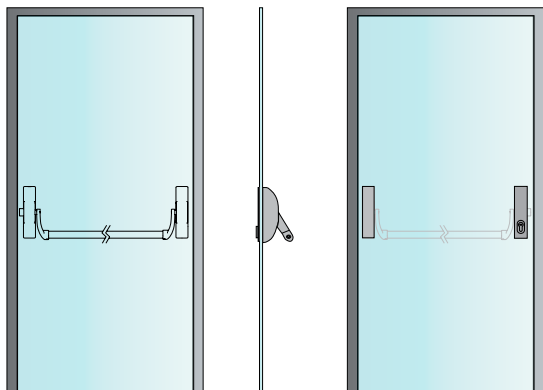
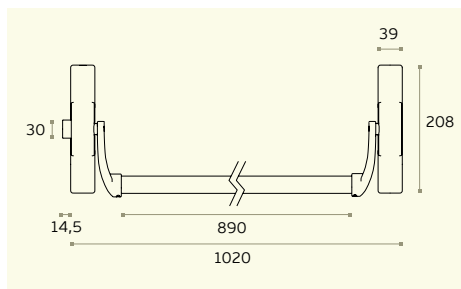
## IN.20.913.KBE

**Barra Anti-Pânico Reversível para porta de 1 Hoja. Fecho através de Trinco Lateral. Abertura por chave através do exterior. Placa e cilindro incluídos /**

Antipanic Reversible Lock for Single Doors. Closing System trough a Side Latch. Opening by key from the outside. Plate and cylinder included /

Cerradura Antipânico Reversible para Puertas de 1 Hoja. Cierre por Picaporte Basculante Lateral. Apertura por llave por el exterior. Placa y bombillo incluidos /

**Material: EN 1.4301**  
Satinado / Satin / Satin



**Com cilindro Europeu EVVA de alta segurança do lado exterior. Possibilidade de mestragens /**

With high Security European key cylinder EVVA outside. Available master key /

Con bombillo Europeo de alta de Seguridad EVVA por lado exterior. Posible amaestramientos /

# BARRAS ANTI-PÂNICO PARA PORTAS DE VIDRO / PANIC EXIT DEVICES FOR GLASS DOORS / DISPOSITIVOS ANTIPÁNICO PARA PUERTAS DE CRISTAL.

## IN.20.930.KBB

Barra Anti-Pânico para porta de 2 Folhas.

Instalação na Folha Passiva.

Fecho através de Trinco Superior e Inferior.

Deve ser instalada conjuntamente com as Barras  
Ref. IN.20.930 KBB / 932 KBF .

Funcionamentos possíveis através do exterior são  
determinados pela Fechadura da Folha Activa /

Antipanic Lock for Double Doors. Instalation at the  
Secondary Door.

Closing System trough Top and Down Bolts. This lock  
must be Installed

with the Lock Ref.IN.20.910/911/912.

The External function will be determined for the Main  
Door Function. /

Cerradura Antipánico para Puertas de 2 Hojas. Cierre  
por Picaporte

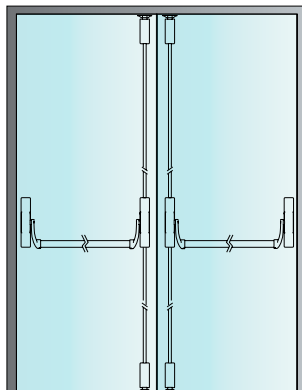
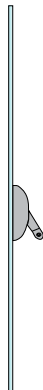
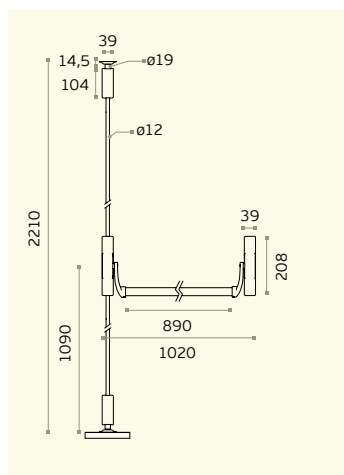
Alto y Bajo. Cerradura para la Puerta Passiva.

Esta cerradura se debe instalar con la cerradura Ref.  
IN.20.910/911/912.

El funcionamiento exterior es determinado por la  
Cerradura de la Puerta Activa /

**Material: EN 1.4301**

Satinado / Satin / Satin



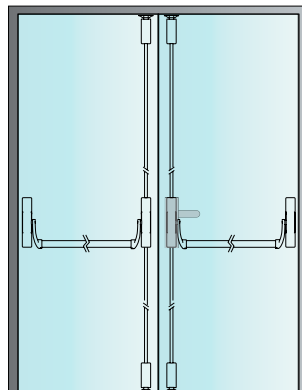
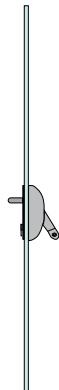
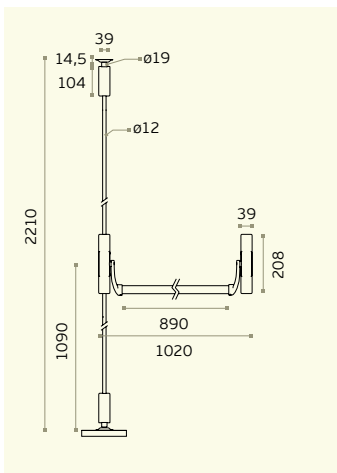
## IN.20.932.KBF

Barra Anti-Pânico reversível. Instalação na Folha Activa. Fecho através de Trinco Superior e Inferior. Abertura por chave ou puxador através do exterior. Puxador com placa e cilindro incluídos /

Antipanic reversible Lock. Instalation at the Primary Door. Closing System trough Top and Down Bolts. Opening by key and lever handle from the outside. Lever handle with plate and cylinder included /

Cerradura Antipânico reversible. Cierre por Picaporte. Alto y Bajo. Cerradura para la Puerta Activa. Apertura por llave y manilla por el exterior. Manilla, placa y bombillo inclusos.

**Material: EN 1.4301**  
Satinado / Satin / Satin





■ Acessórios para Barras Anti-pânico de vidro /  
Panic exit devices Accessories for glass door /  
Accesorios para Dispositivos antipânico para  
puerta de cristal.

## Acessórios para Barras Anti-pânico de vidro /

Panic exit devices Accessories for glass door /

Accesorios para Dispositivos antipânico para puerta de cristal.

### IN.20.961

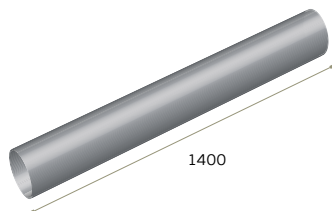
Barra de apoio horizontal oval com 1400mm /

Oval shaped horizontal bar with 1400mm. /

Barra horizontal ovalada com 1400mm /

**Material: EN 1.4301**

Satinado / Satin / Satin



### IN.20.962

Trancas verticais para portas superior a 2210mm.  
até 3140mm. Aplicável com IN.20.930/932. /

Vertical rods for doors higher than 2210 mm.  
until 3140mm. Apliable with IN.20.930/932. /

Fallebas para puertas superiores a 2210 mm hasta  
3140mm. Aplicable con IN.20.930/932. /

**Material: EN 1.4301**

Satinado / Satin / Satin

